

# PMP CERTIFICATION IN 2023

| The Definitive Guide To Passing The Exam On First Try

United States | Canada | Online

200,000+ PMs trusted PMTI to move up in  
their career. It's now YOUR turn!

# TABLE OF CONTENTS

## 1. The Project Management Institute

- a. Who are they?

## 2. The *PMBOK*® Guide

- a. What is the *PMBOK*® Guide?
- b. What is in the *PMBOK*® Guide 7<sup>th</sup> Edition?

## 3. The PMP certification

- a. What is PMP certification?
- b. Why do you need PMP certification?
- c. Don't you think there are too many PMPs in the market?
- d. What are the PMP certification eligibility requirements?
- e. Who should take the PMP exam?
- f. What is tested on the PMP exam?
- g. How does the *PMBOK*® Guide 7th edition impact the PMP Exam?
- h. How do I apply for and take the PMP exam?
- i. How much does it cost to take the PMP exam?
- j. What happens at the PearsonVUE test center?
- k. I passed! What happens next?
- l. How do I extend my certification status?

## 4. The PMTI PMP Certification training Boot Camp

- a. About the course
- b. MasterItFaster™ adult learning techniques
- c. What is covered in the PMP certification boot camp course?
- d. Where can I take PMTI PMP training?
- e. What is the 4-day PMP course schedule?
- f. Do you offer a money-back guarantee?
- g. How does PMTI PMP training compare with others?
- h. Do I get help with the application and exam process?
- i. What do I get as part of the class package?
- j. Try a few sample PMP style questions



## What is the Project Management Institute (PMI)?

Project Management Institute (PMI) ([www.pmi.org](http://www.pmi.org)) - the world's largest, most respected and recognized institute (600,000+ members in 208 countries and territories) - provides global leadership in the development of standards for the practice of the project management profession throughout the world.

Five volunteers founded the Project Management Institute (PMI) in 1969. The Commonwealth of Pennsylvania, USA, issued Articles of Incorporation for PMI, which signified the official inception of the organization.

PMI FACT FILE		As of Apr 2023
<b>1,335,537</b> PMP Certification Holders	Total PMI Members	666,335
	CAPM Certificants	66,418
	ACP Certificants	56,669
	RMP Certificants	14,327
	SP Certificants	3,044
	PgMP Certificants	4,531
Popular in 217 countries		



By identifying, defining, documenting and championing generally-accepted project management approaches and a uniform project management lexicon, PMI standards improve the competence of experienced and new project management practitioners worldwide. Ultimately, PMI standards lead to excellence in the practice of project management worldwide through consistently applied project management standards.

## THE PMI GLOBAL EXECUTIVE COUNCIL IS COMMITTED TO PROJECT MANAGEMENT

Abbott Laboratories	Adobe Systems	Accenture
BASF	Barclays	Citibank
Booz Allen Hamilton	Boeing	Deloitte US
BAE Systems	Worldwide	Mayo Clinic
IBM Corporation	KPMG International	US Air Force
SAP America	GE Energy	U.S. Department of Energy

# SECTION 2

## The *PMBOK*<sup>®</sup> Guide

## What is the PMBOK® Guide?

PMI provides global leadership in the development of standards for the practice of the project management profession throughout the world. One of their significant accomplishments is the Institute's evolving standards document – “A Guide to the Project Management Body of Knowledge (PMBOK® Guide).” PMBOK® Guide is a globally recognized standard for managing projects in today's marketplace. In September 1991 the PMBOK® Guide was honored as a formal American National Standard by the American National Standards Institute (ANSI). PMI is committed to the continuous improvement and expansion of the PMBOK® Guide, as well as the development of additional standards.

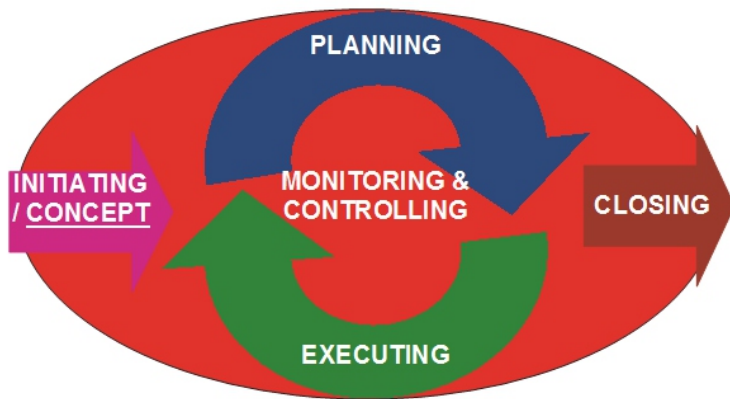


'Project management' is the application of knowledge, skills, tools, and techniques to a broad range of activities to meet the requirements of a particular project. Project management is organized into five processes and ten knowledge areas.

- Initiating
- Planning
- Executing
- Controlling
- Closing

“Currently, there are Over 6,000,000 copies of PMBOK® Guides in circulation”

*PMBOK*<sup>®</sup> Guide describes the five process groups and ten knowledge areas of project management:



1. Integration
2. Scope
3. Time
4. Cost
5. Quality
6. Human Resources
7. Communications
8. Risk
9. Procurement
10. Stakeholders

## What is in the *PMBOK*<sup>®</sup> Guide 7<sup>th</sup> edition?

- *PMBOK*<sup>®</sup> Guide 7<sup>th</sup> edition is a whopping 978 pages
- Structure, content, and language align with ANSI standards
- The perspective of processes is “generally recognized”
- Project management is represented by 49 processes
- Process groups mapped to Deming's quality steps (Plan, Do, Check, Act cycle)

## Significant statistics:

- 700+ inputs, tools & techniques, outputs (ITTOS)
- Approx. 500 definitions
- 28 pages of glossary
- Process names follow verb-object format
- Process Distribution by Process Groups
  - ✓ Initiating has 2
  - ✓ Planning has 24
  - ✓ Executing has 10
  - ✓ Monitoring & Controlling has 12
  - ✓ Closing has 1
- 49 processes in 10 knowledge areas

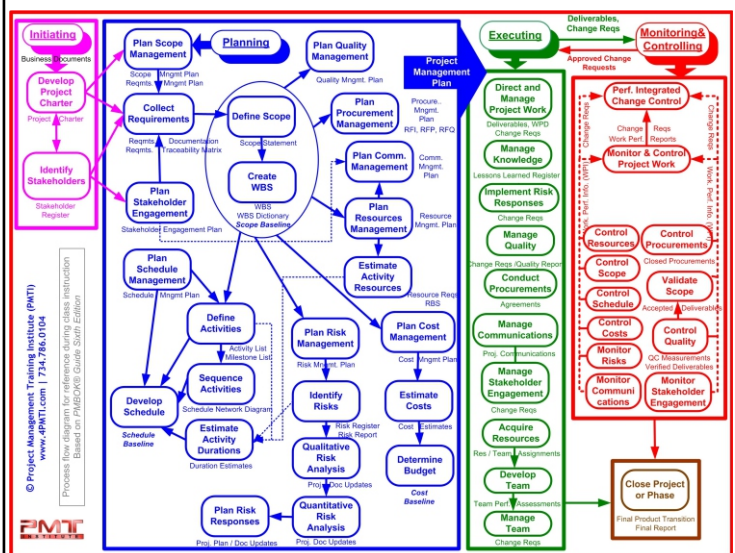
Sharing, copying or printing without permission violates PMTI copyrights V 2018-2023 Page - 1

Process Groups Knowledge Area	Initiating Process Group	Planning Process Group	Executing Process Group	Monitoring & Controlling Process Group	Closing Process Group
Project Integration Management	• Develop Project Charter	• Develop Project Management Plan	• Direct and Manage Project Work • Manage Project Knowledge	• Monitor and Control Project Work • Perform Integrated Change Control	• Close Project or Phase
Project Scope Management		• Plan Scope Mngmt • Collect Requirements • Define Scope • Create WBS		• Validate Scope • Control Scope	
Project Schedule Management		• Plan Schedule Mngmt • Define Activities • Sequence Activities • Est. Activity Durations • Develop Schedule		• Control Schedule	
Project Cost Management		• Plan Cost Mngmt • Estimate Costs • Determine Budget		• Control Costs	
Project Quality Management		• Plan Quality Mngmt	• Manage Quality	• Control Quality	
Project Resource Management		• Plan Resource Mngmt • Est. Activity Resources	• Acquire Resources • Develop Team • Manage Team	• Control Resources	
Project Comm. Management		• Plan Comm. Mngmt	• Manage Comm.	• Monitor Comm.	
Project Risk Management		• Plan Risk Mngt • Identify Risks • Perform Qualitative Risk Analysis • Perform Quantitative Risk Analysis • Plan Risk Responses	• Implement Risk Responses	• Monitor Risks	
Project Procurement Management		• Plan Procure. Mngmt	• Conduct Procurements	• Control Procurements	
Project Stakeholder Management	• Identify Stakeholders	• Plan Stakeholder Engagement	• Manage Stakeholder Engagement	• Monitor Stakeholder Engagement	

PMTI

PMTI Process Chart (points) Memorandum REQUIRED

Sharing, copying or printing without permission violates PMTI copyrights V 2018-2023 Page - 5



PMTI

PMTI Process Flow Diagram - Extra Credit (50 points)

# **SECTION 3**

## **The PMP<sup>®</sup> Certification**



## What is the PMP certification?

Since 1984 PMI has been dedicated to developing and maintaining a rigorous, exam-based, professional certification program to advance the project management profession and to recognize the achievements of individuals in project management with the PMP certification.

PMI's Project Management Professional (PMP) certification is the world's most recognized professional credential for individuals associated with project management. In 1999, PMI became the first organization in the world to have its Certification Program attain International Organization for Standardization (ISO) 9001 recognition.



## Why do you need PMP certification?

Currently, there are an estimated 25 million practitioners worldwide in the project management (PM) profession according to PMI. According to statistics, only 29%\* of projects worldwide are succeeding in achieving budget, schedule, and quality objectives. PMI's research shows that there will be 15.7 million PM roles created globally between 2010-2023 and a 12% growth in project management in US alone\*\*. Based on these statistics, it makes sense for organizations and companies to employ modern project management concepts, tools and techniques in their organization. This projected growth is an important reason why organizations are hiring or prefer to hire certified PMPs today. See how our training can help you to get your PMP certification!

\* Source: Standish Group (project benchmarks) report – Chaos Summary 2015 (see above)

\*\* <http://www.pmi.org/-/media/pmi/documents/public/pdf/business-solutions/military-experience.pdf>



## Don't you think there are too many PMPs in the market?

Absolutely not! Among the roughly thirty million professionals in the PM field, less than one million are certified PMP's globally today!

You'll be one of the in-demand project managers in the industry if you get the PMP certification. With a growing membership in PMI (an annual increase of 11%), this certification has growing value and importance in the world.

Corporations trust that if they adopt and incorporate modern project management concepts and tools into their business, project success will grow eventually showing a positive ROI difference in their bottom-line.

The proven way to achieve this goal is to hire people who have been exposed to modern project management concepts or train current employees. Because of that, many corporations now require that for employment or advancement within the company, the staff must have the PMP credential.

Not everyone is eligible to get the PMP certification. To qualify for PMP certification, you must first meet education and experience requirements and agree to adhere to a code of professional conduct.



- 1. PMPs get paid nearly 23% more than non-PMPs, from a recent global Project Management Salary Survey of 26,000 professionals in 15 countries conducted by Foote Partners.*
- 2. PMI's own annual Salary Survey (at [www.pmi.org](http://www.pmi.org)) indicates a consistent advantage for PMP certified Project Management practitioners.*
- 3. PM is one of the top 5 in-demand skills & has the highest pay premium*

## What are the PMP certification eligibility requirements?

Candidates must satisfy all educational and experience requirements established by PMI and demonstrate a level of understanding and knowledge of project management that is tested by the Project Management Professional (PMP) certification exam to qualify for the PMP exam. Candidates may fall into one of these categories to qualify.

### CATEGORY 1

- 1) Candidate holds a **4-year degree** (bachelors or global equivalent)
- 2) A minimum of **three years or 36 months** unique non-overlapping professional project management experience **leading and directing projects** within the last eight years
- 3) Candidate has completed **35 contact hours of project management education**

### CATEGORY 2

- 1) Candidate holds a **secondary degree** (high school diploma, associates, or global equivalent)
- 2) A minimum of **five years or 60 months** unique non-overlapping professional project management experience **leading and directing projects** within the last eight years
- 3) Candidate has completed **35 contact hours of project management education**



PMTI's training is approved by PMI for the 35 contact hours.

[www.4PMTI.com](http://www.4PMTI.com)

**Not sure if you qualify? Talk with our experienced staff about your eligibility or submit your resume/cv to [resumereview@4pmti.com](mailto:resumereview@4pmti.com) and we'll verify your eligibility!**



*Note: A percentage of accepted applications are selected for audit by the PMI Certification Program Department. Submission of an application indicates agreement to comply with audit terms. Any misrepresentations or incorrect information provided to the PMI Certification Program Department may result in discipline, including suspension or revocation of the certification.*

Those who have obtained the PMP certification (credential) must demonstrate an ongoing professional commitment to the field of project management by satisfying Professional Development Program (PDU's) requirements.

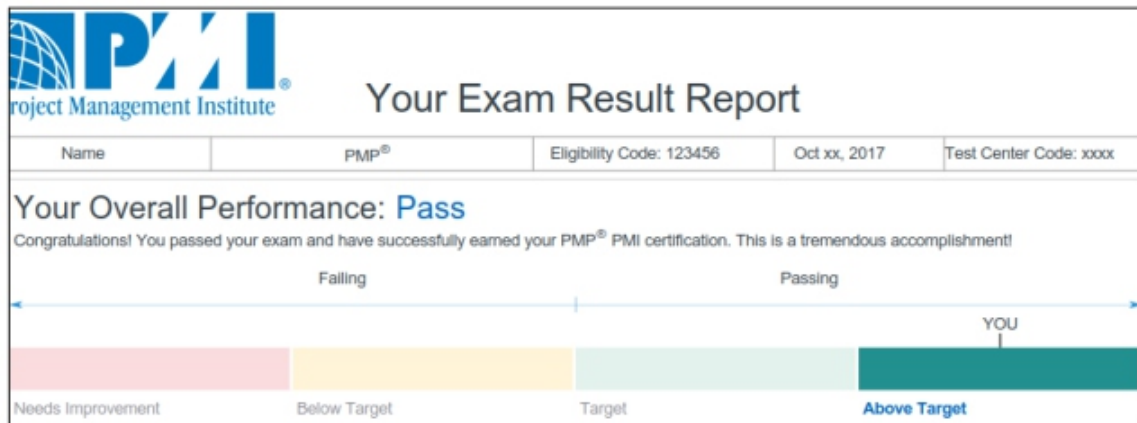
When applying for PMP certification, you must qualify for one of the above categories and agree to abide by the PMP code of professional conduct. For further details, download an electronic copy of PMI's code of conduct guidelines at [www.PMI.org](http://www.PMI.org).

## Who should take the PMP exam?

- Project managers
- Directors
- VPs and Execs
- Customers
- Vendors
- Design staff
- Engineering staff
- Project leaders
- Coordinators
- Planners
- Schedulers
- Functional managers
- IT professionals
- Defense professionals
- MBA students with experience
- Construction professionals
- Anyone directly or indirectly involved with the projects

## What is tested on the PMP exam?

- The exam tests on 49 processes, 500+ definitions, 600+ ITTOs, math and more
- The timed 230 minutes exam consists of 180 multiple choice questions
- 5 pre-test questions are randomly placed in the test. They do not count towards the score
- PMI uses rigorous psychometric analysis to determine a passing point. We believe it's a moving target and is updated periodically
- You are allowed to take it for a maximum of three times in a year
- Knowledge will be tested in the five project domains as follows:
  - People – 42%
  - Processes – 50%
  - Business– 8%
- You can score below target on one or more domains and still pass!
- Expect questions about stakeholders, communications, quality, and “changes”
- Expect questions on process interactions – what do you do before, during and next?
- PMP exam score report provides performance results by each of the three (3) domains



## How does the *PMBOK*® Guide 7<sup>th</sup> edition impact the PMP Exam?

- More complex - Number of processes increased to 49
- Three processes added - Manage Project Knowledge, Implement Risk Responses, and Control Resources
- Brand new - Agile information added to the *PMBOK*® Guide
- A 180-page Agile Practice Guide released along with the *PMBOK*® Guide
- A significant emphasis on the role of the project manager
- Time Management renamed to Schedule Management
- Human Resource Management renamed to Resource Management
- Close Procurement has been removed since it's mostly a part of legal domain
- Alignment with PMI Talent Triangle™ - Leadership, Strategy, Technical PM
- Harmonization with other PMI standards & emerging project management practices

Leveraging our experience in dealing with four *PMBOK*® Guide updates and 8 PMP® exam changes, we maintain a 99% success rate, despite these complex and difficult changes.

***Bottom Line: If you want to take the exam confidently and pass it the first time, enroll in our updated PMTI Bootcamp Now @ <http://www.4PMTI.com>***

## How do I apply for and take the PMP exam?

You can apply online at [www.pmi.org](http://www.pmi.org) for the PMP exam. Immediately upon applying, you'll know if you are being audited or if your application is in process. If PMI does not need any further clarifications and if you qualify, they will email you an acceptance letter within five business days of applying. Once your application is accepted, pay the PMP exam fee to get approval to schedule the exam. The eligibility period is one year. Upon receipt of the eligibility letter or email, a PMP candidate can schedule an exam appointment at [www.PMI.org](http://www.PMI.org) website. The eligibility letter will contain the details for scheduling an exam.



*File the application at [certification.PMI.org](http://certification.PMI.org) for immediate processing. PMI takes five business days to approve or longer if you are audited. Once approved, pay the exam fee to schedule the exam.*

PMI administers the exam in over 600 PearsonVUE locations in the United States and Canada, as well as 3,000+ locations in over 217 countries. For a complete list of testing locations, please visit the PearsonVUE website at <https://www.PearsonVUE.com>.

Before starting the four-hour exam, you will have to go through a security check, a briefing, and a 15-minute computer tutorial. Once the test is complete, you'll see a candidate satisfaction survey on the screen that you can fill-out. Then, finally, you get your exam score report.

### How much does it cost to take the PMP exam?

If you are a PMI member, the PMP exam fee is \$405, which covers the certification exam. For non-members, the cost of the test is \$575. Payment is due after the approval of the PMP application.

Re-exam fees are \$275 for members and \$375 for non-members. PMI charges \$70 to re-scheduling the exam and will require a 48-hour advance notice.



*TIP: It pays to be a member of PMI. Your examination fee is just \$405 plus the PMI membership of \$149 (\$554 total) which is less than the non-member examination fee of \$575.*

## What happens at the PearsonVUE test center?

Upon entering the test center, you sign-in at the reception. The proctor will provide you with the instructions. You'll get a key to a locker for your personal belongings. You can't access the locker cabinet for the duration of the exam.

PearsonVUE Center will provide you with a pencil and a few sheets of scratch paper. You may take breaks, but you'll need to sign in and out. Leaving the premises during the breaks isn't recommended. If you leave the premises, the proctor can disqualify you from completing the test.

Once you complete the exam and submit the test, you'll see a summary result of the exam indicating success or failure on the screen. A paper copy is also printed and is available at the proctor's desk. This document will contain a pass or fail status and performance information in each domain.

PMI defines the levels of proficiency as follows:

- Above Target –performance is above the average level of knowledge
- Target –performance is at the average level knowledge
- Below Target –performance is below average level of knowledge
- Needs Improvement –needs improvement in all process groups

Save the summary sheet until you receive official notification and the PMP kit from PMI.

***Ready to get started? Find your nearest [PMP Training Course](#) today!***

## I passed! What happens next?

Within two to three weeks of passing the exam, you will receive a PMP kit from PMI. This kit contains the PMP certificate, a PMP lapel pin, PMI's Project Management Professional conduct document, Professional Development Units (PDU's) forms, and other details.





*Note: The PMP program requires you to get at least of 60 Professional Development Units (PDU's) every three years. They must meet the PMI Talent Triangle requirement. You must agree to adhere to PMI's Project Management Professional Code of Conduct.*

**Learn how to get an extra three years of PMP certification from PMTI for FREE!  
Send an e-mail to [Info@4PMTI.com](mailto:Info@4PMTI.com)**

## How do I extend my certification status?

PMP certification is valid for three years from the time of certification. Extend your PMP certification to six years for FREE with PMTI\*! PMI requires 60 PDUs (Professional Development Units) to renew or re-certify your PMP certification. Renewal gets you another three years of PMP certification. When you enroll in PMTI's PMP certification Boot Camp, you get free PDU courses to qualify for the renewal. These courses are available at no extra cost after you pass the PMP exam\*. Terms apply.

[Click here](#) to learn more about this incredible offer!



# **SECTION 4**

## **The PMTI PMP® Certification Training Boot Camp**

## About the course

Since 2003, our aim of the course has always been to help students pass the PMP exam with ease and complete confidence. Based on the *PMBOK*® Guide 6th Edition, the essential reference for the PMP exam, the course content covers everything you need from the three domains and the ten knowledge areas. The goal is to simplify the understanding of the *PMBOK*® Guide. The custom-tailored material includes:

- Blue Book - distills all PMP exam concepts into a digestible format
- Question Bank - Over 2000 questions that mimic the PMP exam
- Orange Book - Templates to enhance understanding
- Critical Key Topics List - Topics that can make or break your PMP exam
- Cheat Sheets - Easy memorization tools
- Online Portal – 50+ hours of videos, CBT tests, application prep tool and more!

Our course content design aims to remove all the fluff and focus on what is crucial to the PMP exam. The 2000+ question bank includes situations, calculations, ITTOs, and the logic of the PMP exam. We provide templates, mind maps, flow charts, tabulated figures, and other diagrams to simplify concepts and illustrate an idea.

You engage in targeted mock exams at the end of each module followed by spirited interactive discussions. These and a final simulated exam on the last day helps to check the level of preparedness of the student for the PMP exam. Our expert trainers keep a close eye on your scores and offer suggestions to fix the gaps. You'll have to set aside the four days to fully immerse in the boot camp to derive the full benefits.

## MasterItFaster™ adult learning techniques

We have incorporated "adult learning techniques" into our classroom-training program. Repetition is the key to retention. We have built our program on four modes of learning

- *Listening,*
- *Reading,*
- *Writing and*
- *Visual observation.*



These are reinforced through repetitive problem-solving. We are so confident you'll pass that we provide a money-back guarantee\*! Since 2003, we produced a 99% pass rate!

## What does the PMP certification boot camp course cover?

Our PMP Training goal is to provide single-minded, goal-oriented training to help our students pass the PMP exam first time. Period.

The PMP course has your success in mind. You, as the key stakeholder, in this class must commit to listening with intent. You increase your chances of success when you ask relevant questions and share your experience. Our successful students complete homework and take all the exams in the course.

## TOPICS COVERED

- 1) Project Management Context, Framework, and Processes
- 2) Integration Management
- 3) Scope Management
- 4) Schedule Management
- 5) Cost Management
- 6) Quality Management
- 7) Resource Management
- 8) Risk Management
- 9) Communications Management
- 10) Procurement Management
- 11) Stakeholder Management, and
- 12) PMP exam tips, tricks, strategy

## WHAT YOU GET

- 1) 40 contact hours (a pre-requisite from PMI)
- 2) PMTI online PMP course to pre-qualify for the PMP exam (extra 35 contact hours)
- 3) PMP application preparation tool
- 4) 50+ hours of in-depth exam focused video content from Yada, The PMP Jedi Master
- 5) 4 days of classroom training
- 6) PMTI tote bag, pens, pencils, eraser
- 7) PMTI PMP Prep Student Blue Book
- 8) PMTI PMP Prep Student Orange Book
- 9) Money-Back Guarantee\*
- 10) 2000 practice questions
- 11) Customized study-plans if a student fails
- 12) 3 more years of PMP Certification!

\* For the latest terms, see <http://www.4PMTI.com/MoneyBack> for details.

With the PMTI PMP Certification Training Boot Camp Course, you can choose convenience. Our classes run from Monday – Thursday from 8:00 AM – 6:00 PM. You can enroll in either:

- ❖ [PMP Classroom Program](#) or
- ❖ [PMP Live Online](#)

For groups of 4 or more, we provide attractive discounts.

## Where can I take PMTI PMP training?

Here is a partial list of locations where we conduct PMP certification training. For a complete PMP Course list, please visit our website <https://www.4PMTI.com>:

### District of Columbia

- [Washington, DC](#)

### Virginia

- [Alexandria, VA](#)
- [Fairfax, VA](#)
- [Reston, VA](#)
- [Tysons Corner, VA](#)
- [Richmond, VA](#)
- [Manassas, VA](#)

### Maryland

- [Columbia, MD](#)
- [Baltimore, MD](#)
- [Rockville, MD](#)

### Alabama

- [Huntsville, AL](#)

### Arizona

- [Phoenix, AZ](#)

### California

- [Anaheim, CA](#)
- [Los Angeles, CA](#)
- [Irvine, CA](#)
- [Sacramento, CA](#)
- [San Diego, CA](#)
- [San Francisco, CA](#)
- [San Jose, CA](#)

### Colorado

- [Denver, CO](#)

### Connecticut

- [Hartford, CT](#)

### Florida

- [Fort Lauderdale, FL](#)
- [Jacksonville, FL](#)
- [Orlando, FL](#)
- [Tampa, FL](#)

### Georgia

- [Atlanta, GA](#)

### Illinois

- [Chicago, IL](#)

### Indiana

- [Indianapolis, IN](#)

### Kentucky

- [Louisville, KY](#)

### Massachusetts

- [Boston, MA](#)

### Michigan

- [Detroit, MI](#)

### Missouri

- [Kansas City, MO](#)
- [St. Louis, MO](#)

### Minnesota

- [Minneapolis, MN](#)

### New Jersey

- [Edison, NJ](#)
- [Parsippany, NJ](#)
- [Princeton, NJ](#)

### New Mexico

- [Albuquerque, NM](#)

### New York

- [New York, NY](#)

### North Carolina

- [Charlotte, NC](#)
- [Raleigh, NC](#)

### Ohio

- [Cincinnati, OH](#)
- [Cleveland, OH](#)
- [Columbus, OH](#)
- [Dayton, OH](#)

### Oregon

- [Portland, OR](#)

### Pennsylvania

- [Philadelphia, PA](#)
- [Pittsburgh, PA](#)

### South Carolina

- [Charleston, SC](#)

### Texas

- [Austin, TX](#)
- [Dallas, TX](#)
- [Houston, TX](#)

### Washington

- [Seattle, WA](#)

### Wisconsin

- [Madison, WI](#)
- [Milwaukee, WI](#)

**Live Online (Virtual)**  
[Online PMP Training](#)

## DAY 1

<p><b>Day 1 KICK-OFF</b></p>	<ul style="list-style-type: none"> <li>• Description of test and its environment</li> <li>• PMTI exam strategies &amp; tips and tricks</li> </ul>
<p><b>Module 1 Creating a High Performing Team</b></p>	<ul style="list-style-type: none"> <li>• Creating a High Performing Team</li> <li>• Define Team Ground Rules</li> <li>• Build Shared Understanding</li> <li>• Negotiate Project Agreements</li> <li>• Empower Team Members and Stakeholders</li> <li>• <i>Day 1 - Midday Mock Test</i></li> <li>• Ensure Team Members and Stakeholders Are Trained</li> <li>• Engage and Support Virtual Teams</li> </ul>
<p><b>Module 2 Keeping Your Team on Track</b></p>	<ul style="list-style-type: none"> <li>• Collaborate with Stakeholders</li> <li>• Lead a Team</li> <li>• <i>Day 1 - Evening Mock Test</i></li> </ul>

## DAY 2

<p><b>Day 2</b></p>	<ul style="list-style-type: none"> <li>• Day 1 concepts review</li> </ul>
<p><b>Module 2 Keeping Your Team on Track</b></p>	<ul style="list-style-type: none"> <li>• Address Impediments, Obstacles, and Blockers</li> <li>• Support Team Performance</li> <li>• Manage Conflict</li> <li>• <i>Day 2 - Midday Mock Test</i></li> </ul>
<p><b>Module 2 Keeping Your Team on Track</b></p>	<ul style="list-style-type: none"> <li>• Mentor Relevant Stakeholders</li> <li>• Promote Team Performance through EQ</li> <li>• <i>Day 2 - Evening Mock Test</i></li> </ul>

## DAY 3

<p><b>Day 3</b></p>	<ul style="list-style-type: none"> <li>• Review of questions and answers</li> <li>• Day 2 concepts review</li> </ul>
<p><b>Module 3 Getting Started With Your Project</b></p>	<ul style="list-style-type: none"> <li>• Execute Project with Required Urgency</li> <li>• Manage Communications</li> <li>• Assess and Manage Risks</li> <li>• Engage Stakeholders</li> <li>• Plan and Manage Budgetary Resources</li> <li>• Plan and Manage Schedule</li> <li>• Plan and Manage Quality of Deliverables</li> <li>• <i>Day 3 - Midday Mock Test</i></li> <li>• Plan and Manage Scope</li> <li>• Integrate Project Planning Activities</li> </ul>
<p><b>Module 4 Doing The Work</b></p>	<ul style="list-style-type: none"> <li>• Manage Project Changes</li> <li>• Plan and Manage Procurement</li> <li>• <i>Day 3 - Evening Mock Test</i></li> </ul>

## DAY 4

<p><b>Day 4</b></p>	<ul style="list-style-type: none"> <li>• Review of questions and answers</li> <li>• Day 3 concepts review</li> </ul>
<p><b>Module 4 Doing The Work</b></p>	<ul style="list-style-type: none"> <li>• Create Project Artifacts</li> <li>• Determine Appropriate Project Methods and Practices</li> <li>• Establish Project Governance</li> <li>• Manage Project Issues</li> <li>• Ensure Knowledge Transfer for Continuity</li> <li>• Plan and Manage Project/Phase Closure</li> <li>• <i>Day 4 - Midday Mock Test</i></li> </ul>
<p><b>Module 5 Keeping the Business in Mind</b></p>	<ul style="list-style-type: none"> <li>• Defining the Compliance</li> <li>• Defining the Compliance</li> <li>• Evaluate and Deliver Benefits and Value</li> <li>• Evaluate Business and Environment Changes</li> <li>• Support Organizational Change</li> <li>• Continuous Process Improvement</li> <li>• <i>Day 4 - Evening Mock Test</i></li> </ul>
<p><b>SIGN OFF</b></p>	<ul style="list-style-type: none"> <li>• Know all about the test environment</li> <li>• Exam strategies &amp; tips &amp; tricks</li> <li>• One-on-one score review</li> <li>• PMTI course completion certificate</li> <li>• Adjourned</li> </ul>



## What is your guarantee I will pass the exam?

***First in the industry & still the best – Get PMP certified or money-back!***

PMTI believes it provides the best value for your money with the “Pass PMP Exam or **true money-back**” guarantee. PMTI pioneered the guarantee since 2003.



## How does our guarantee work?

Our guarantee is designed to be simple and straightforward. Your risk is ZERO. We assume all of it.

Here is how it works. You enroll in the PMTI PMP Certification Training Exam Prep Course & apply for the PMP exam. After participating completely in our training program, you must attempt all the three PMP exams within 90 calendar days from the training completion date.

If you fail the test in your first (1<sup>st</sup>) attempt, we will

- Analyze your results, provide a custom study plan, and provide coaching through online group tutoring, phone support, and emails.

If you fail the test in your second (2<sup>nd</sup>) attempt, we will

- Analyze your results, provide a custom study plan, and provide coaching through online group tutoring, phone support, and emails.

If you fail in the third (3<sup>rd</sup>) attempt, you have two options.








- Option 1: You may attend our course at no charge for one calendar year from the date of your third test;
- Option 2: You may receive a refund of your enrollment fees, minus the non-refundable fee of \$125 for PMI provided PMP exam prep material as well as any refunds or discounts.

\* See <http://www.4PMTI.com/MoneyBack> for details

Compare and Judge for yourself. **We take the complete risk off your shoulders!**

## How does PMTI PMP training compare with others?

Please, Don't take our word for it when we say [we are the best](#). Use the evaluation criteria in the following PMTI PMP course comparison worksheet and compare yourself!

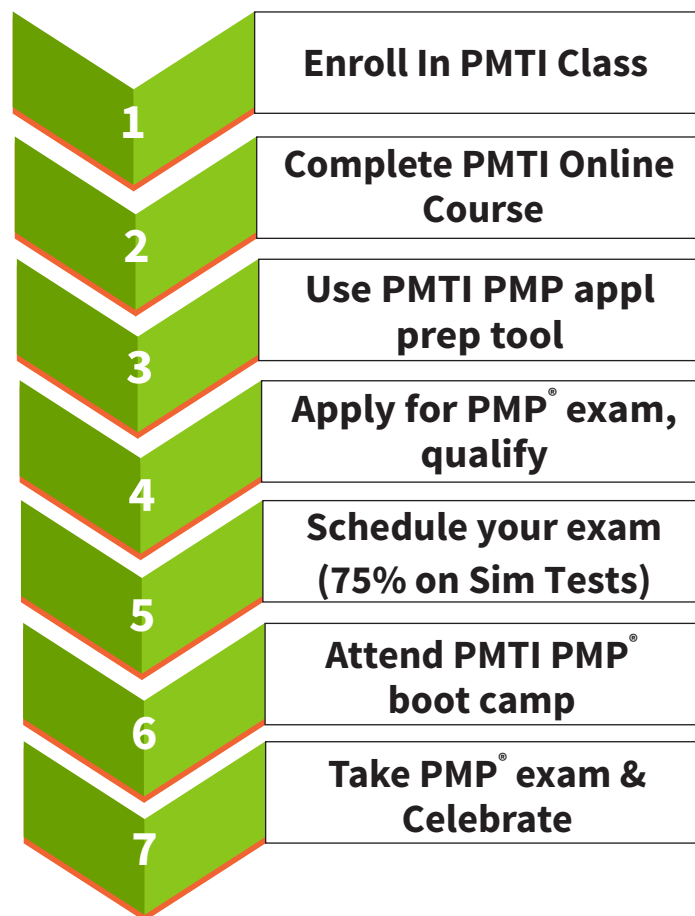
FEATURE / TRAINING PROVIDER				
<b>COURSE &amp; CLASS QUALITY</b>				
<b>Premium PMI® Authorized Training Partner (ATP)</b> FREE resume review & PMP exam application assist <b>America's most trusted boot camp for 17+ yrs</b> Free 35-hour online course to pre-qualify for exam 40 PDUs / contact hours meet PMP eligibility criteria	   			
<b>GUARANTEE TERMS</b>				
<b>Money-back guarantee*</b> Special discounts & generous terms	 			
<b>SPECIAL OFFERS</b>				
<b>3 more years of PMP cert. (53 FREE PDUs*)</b> Corporate discounts ( check with PMTI )	 			
<b>WHAT YOU GET IN CLASS (included in fees)</b>				
PMI Provided PMP Exam Prep Guide Custom PMP® prep training guide - Blue Book PMP-style 2000 PMP exam prep questions Free PMBOK templates - Orange Book 50+ hours of video by Yada, The PMP Jedi Master Misc - markers, pens, pencils, eraser Exam readiness assessment to identify weak areas	      			
<b>SUCCESS RATE</b>				
95% success for 1st time exam takers 99% success for 3rd time exam takers	 			
<b>COMMITMENT TO STUDENTS</b>				
Free PMP eligibility assessment prior to enrollment Pre-class diagnostic assessment exam Classroom mock-exams (500 questions) In-class final exam (200 questions) Analyze PMP® exam results & coach if you fail	    			
<b>INSTRUCTORS QUALITY</b>				
50,000+ PMP certificant graduates from PMTI Over 15 PMP® certified instructors 120+ years collective PMP training experience Instructors with 20+ years industry experience 120+ years collective industry experience Instructors have Masters/MBA/Ph.D degree	    			
<b>CLASS PRICE</b>				
Price				

## Do I get help with the application and exam process?

Yes! Here are your steps to worry-free PMP success. Use the PMTI PMP roadmap to conquer the PMP® exam.

From the time you register with the PMTI, our US-based customer support, service, and instructor group will stay in touch to help you get going right away.

- (1) You'll receive an email to jump into the PMTI student portal within seconds after registration.
- (2) Follow the easy steps outlined below and use the FREE tools provided by PMTI on our portal to apply for the PMP exam
- (3) Use our FREE online course to maximize your learning and chances of success in the exam
- (4) Contact our instructors or our staff by email, phone, social media, or our live online customer support anytime to get a quick and accurate response.



Stop waiting. [Join now](#) and get your well-deserved PMP certification.

## What do I get as part of the class?



### Our course includes everything you need to pass the exam:

- ✓ Blue Book – The main course manual in full-color.
- ✓ Question Bank – Tested and proven question bank with over 2000 PMP-style questions.
- ✓ Orange Book – PMBOK® Guide templates for use in class and at work
- ✓ Complimentary online PMP training course – satisfies 35 contact hours
- ✓ 50+ hours of video – in-depth PMP exam content from PMBOK® Guide authors
- ✓ Proprietary PMP application prep tool – Get your PMP application done in hours
- ✓ PMP exam success roadmap – A clear step-by-step approach to pass the exam
- ✓ Memorization sheet – A one-pager memorization sheet
- ✓ Critical key topics sheet – A list of topics that make or break your exam
- ✓ Extra PDUs for recertification – get extra 3 years of PMP certification\*. Terms apply.
- ✓ Trinkets – pen, pencil, eraser, highlighter, luggage tag
- ✓ PMTI swag bag

## Try a few sample PMP style questions?

1. A project has gone through a massive cost reduction and in the process lost the existing project manager. When a new project manager was chartered anew to this project, one of the first steps she took was to review a document that depicted the stakeholders visually using a Venn diagram based on their power (ability to impose their will), urgency (need for immediate attention), and legitimacy (their involvement is appropriate). As a result, she was able to identify dominant, forceful, and respected stakeholders whose expectations need to be managed. Which document was she reviewing?
  - A. Conflict management plan
  - B. Resource histogram
  - C. Influence/impact grid
  - D. Salience model
2. You have decided to finish your basement, so you call a few contractors to provide an estimate. One of your conditions is that the contractor must be insured and bonded. Making this a requirement is an example of:
  - A. Risk mitigation
  - B. Risk deflection
  - C. Risk acceptance
  - D. Risk avoidance
3. Which one of the following represents a statistical means to calculate EAC based on a forecast for ETC performed at the budgeted rate:
  - A.  $EAC = AC + BAC - EV$
  - B.  $EAC = BAC / \text{cumulative CPI}$
  - C.  $EAC = AC + \text{bottom-up ETC}$
  - D.  $EAC = AC / \% \text{ complete}$

Try more at:

<https://www.4pmti.com/pmp-certification-practice-test/>

4. The issue log (or action-item log) is a tool that can be used to document and monitor the resolution of issues. An issue in the issue log is clarified and stated in such a way that it can be resolved. Your project team always updates and uses an issue log. During a face-to-face meeting with your stakeholder, you were able to address some items from the issue log and come up with an approved corrective action. Which one of the following processes has occurred in this situation?
- A. Develop project team
  - B. Manage communications
  - C. Manage stakeholders
  - D. Monitoring and controlling process group
5. Based on the following table, a resource, Jay, on your project from the consumer affairs department comes to you to tell you that he is taking a two-week leave of absence from work due to a family emergency. Jay works on B and F, but not simultaneously. Task F is currently in progress. This is a problem because task F has:
- A. 1 week
  - B. 2 months
  - C. 1 month
  - D. No float

Task	Preceding Activity	Estimate (weeks)
<b>Start</b>		
<b>A</b>	<b>Start</b>	<b>3</b>
<b>B</b>	<b>Start</b>	<b>7</b>
<b>C</b>	<b>A</b>	<b>2</b>
<b>D</b>	<b>A</b>	<b>4</b>
<b>E</b>	<b>C, D</b>	<b>5</b>
<b>F</b>	<b>B</b>	<b>9</b>
<b>G</b>	<b>E, F</b>	<b>4</b>
<b>END</b>	<b>G</b>	<b>-</b>

**Extra Credit :** Change C to 4 days. Find the (1) critical path (2) float for each activity and (3) project duration, and (4) free float for activity D.

Thank you for reading this PMP Success Guide.

If you have any questions or want to know more about PMTI's Guaranteed PMP Exam Success Offer, please contact through any of the outlets and methods below.

**Please contact us!**

**PHONE: 866-540-3126**

**EMAIL: [info@4PMTI.com](mailto:info@4PMTI.com)**

**WEBSITE: <http://www.4PMTI.com>**



PMI, PMBOK, PMP, CAPM, PMI-ACP, PMI-RMP, PMI-SP, PMI-PBA, PMI Logo and the PMI Registered Education Provider logo are registered marks of the Project Management Institute, Inc.; "PMP" and the PMP logo are certification marks registered in the United States and other nations; "PMBOK", PM Network", and "PMI Today" are trademarks registered in the United States and other nations; and "Project Management Journal" and "Building professionalism in project management." are trademarks of the Project Management Institute, Inc.



**PMTI FAST-FORWARD PMP EXAM PREP COURSE**

**Please contact us!**

**PHONE: 866-540-3126**

**EMAIL: [info@4PMTI.com](mailto:info@4PMTI.com)**

**WEBSITE: <http://ww.4PMTI.com>**

This guide is provided by Project Management Training Institute (PMTI), a PMI Global Registered Education Provider (R.E.P) since 2003. © PMTI. All rights reserved.